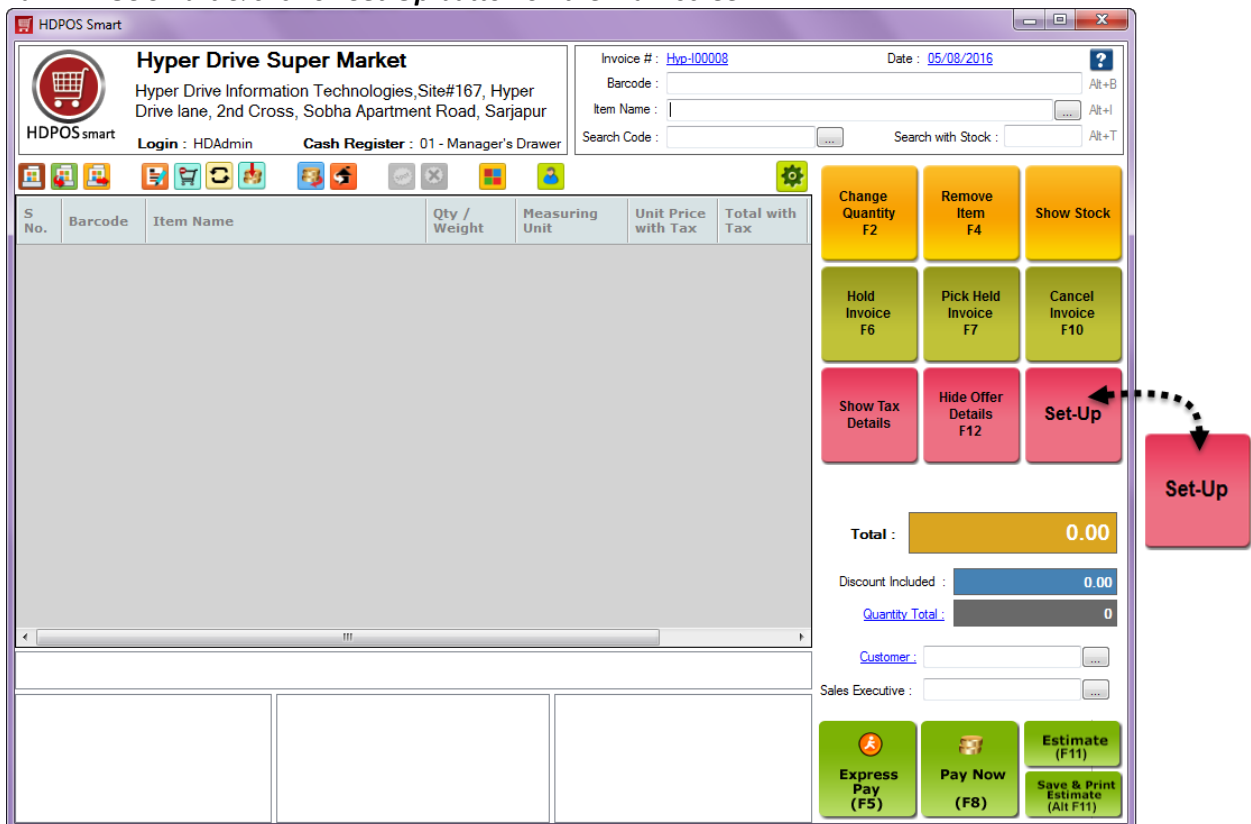


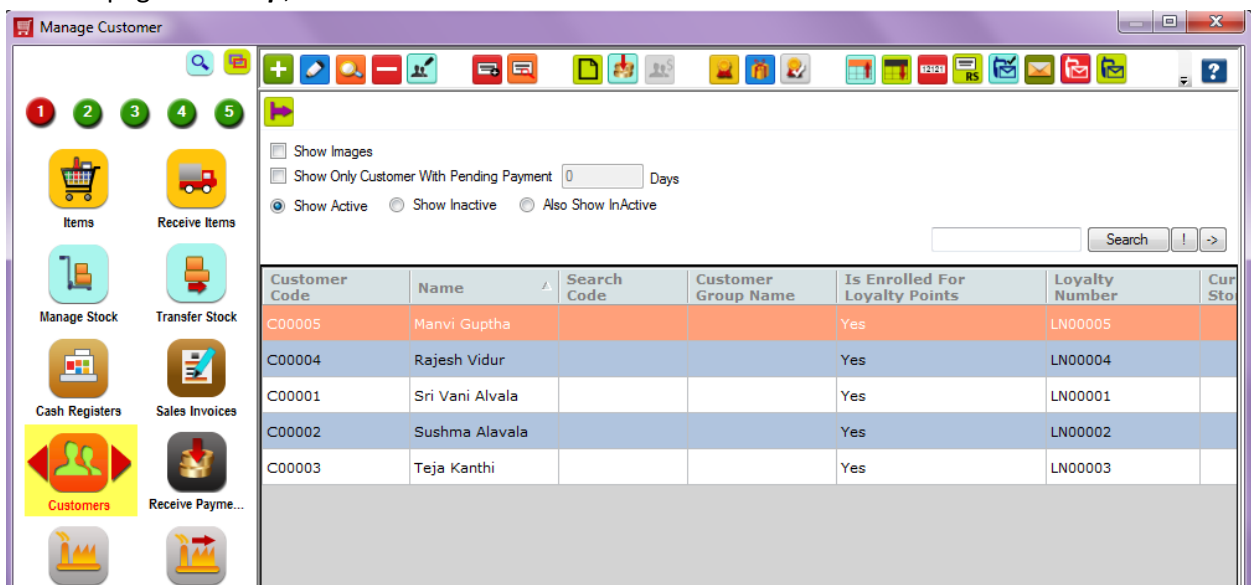
How to convert Loyalty Points of a customer into Store Credit in HDPOS smart?

In HDPOS smart you can easily convert **Loyalty Points into Store Credit**. Below are the steps which you need to follow to convert Loyalty Points into Store Credit.

1. Run **HDPOS smart** & click on **Set-Up** button on the main screen.



2. From 1st page of **Set-Up**, select **Customer**.





3. From **Manage Customer** screen, Select the customer and Click on **Redeem Loyalty Point** button.

Customer Code	Name	Search Code	Customer Group Name	Is Enrolled For Loyalty Points	Loyalty Number	Cur Sto
C00005	Manvi Gupta			Yes	LN00005	
C00004	Rajesh Vidur			Yes	LN00004	
C00001	Sri Vani Alvala			Yes	LN00001	
C00002	Sushma Alavala			Yes	LN00002	
C00003	Teja Kanthi			Yes	LN00003	

4. This will bring the below screen of **Redeem Loyalty Points**.

Select Business Location : Hyper Drive Super Market

Customer Name : Manvi Gupta

Current Loyalty Points : 1,151.86

Current Store Credit : 10.00

Minimum Loyalty Points To Redeem : 1,000.00

Number of Loyalty Points For 1 Store Credit: 100.00

Convert 1,151.86 Points Into 11.52 Store Credit

Note:-

- Loyalty points to redeem cannot be greater than current loyalty points.
- Loyalty points to redeem cannot be less than minimum loyalty points to redeem.

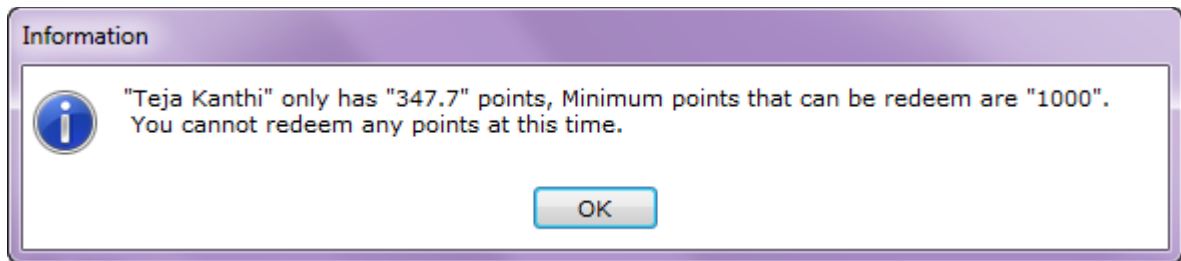
Convert (F8) Cancel


- **Select Business Location:** Select the business location to redeem loyalty points.
- **Customer Name:** Select the **Customer's name** whose loyalty points are to be converted into **Store credit**.
- **Current Loyalty Points:** This tells you current available loyalty points of the selected customer.
- **Current Store Credit:** Customer's current store credit balance is shown here.
- **Minimum Loyalty points to Redeem:** Here it will show the minimum loyalty points after which only customer can redeem the loyalty points.
For E.g.: Here it is showing Minimum Loyalty Points is 1000. It means that to redeem loyalty points current loyalty points must be greater minimum loyalty points to redeem than only you can convert loyalty points store credit.

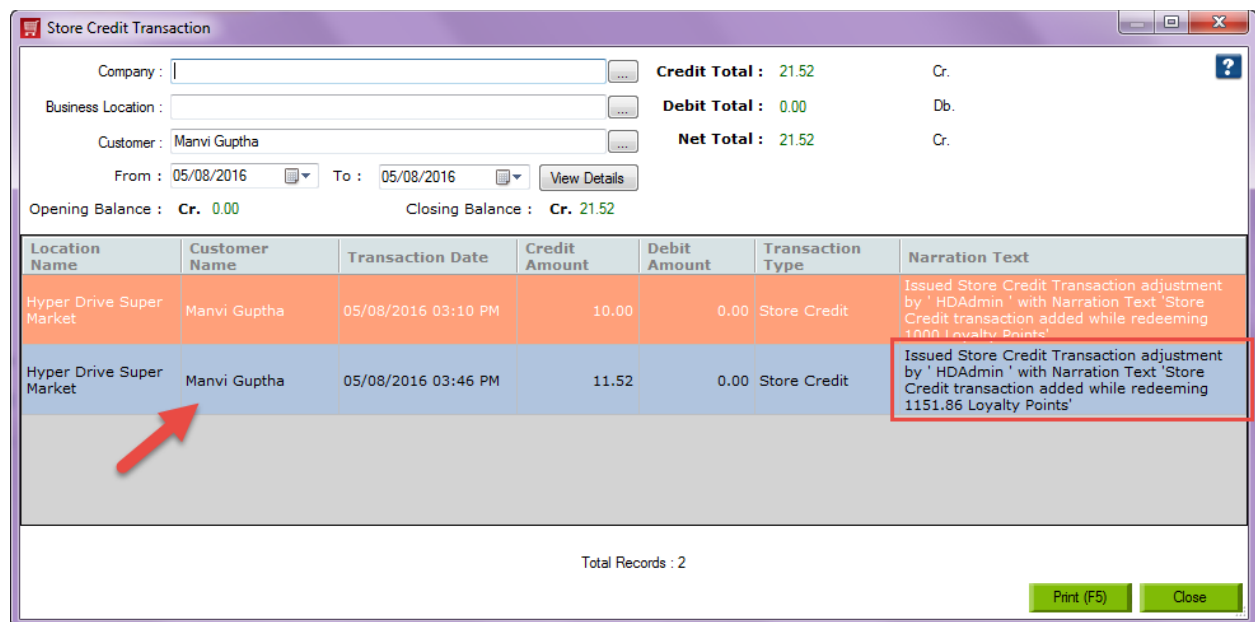




If the customer current loyalty points are less than this minimum loyalty points value, it will show a message box as shown below.



- **Number of Loyalty Points for 1 store credit:** This tells you number of loyalty points to get 1 store credit.
 - **Convert:** Enter the number of points you want to convert into store credit in this box. You can choose all loyalty points or only some of them.
5. Click on **Convert** button.
6. To view this entry in store credit transaction, click on **View Store Credit Transaction**  tool strip button.



Location Name	Customer Name	Transaction Date	Credit Amount	Debit Amount	Transaction Type	Narration Text
Hyper Drive Super Market	Manvi Guptha	05/08/2016 03:10 PM	10.00	0.00	Store Credit	Issued Store Credit Transaction adjustment by 'HAdmin' with Narration Text 'Store Credit transaction added while redeeming 1000 Loyalty Points'
Hyper Drive Super Market	Manvi Guptha	05/08/2016 03:46 PM	11.52	0.00	Store Credit	Issued Store Credit Transaction adjustment by 'HAdmin' with Narration Text 'Store Credit transaction added while redeeming 1151.86 Loyalty Points'

Total Records : 2

Print (F5) Close

Notes:

- When you redeem loyalty points loyalty point expense account will be created.
- Following FA transaction will added→ **Loyalty Point Expense Account** will be Debited and **Store Credit Account** will be Credited.

