

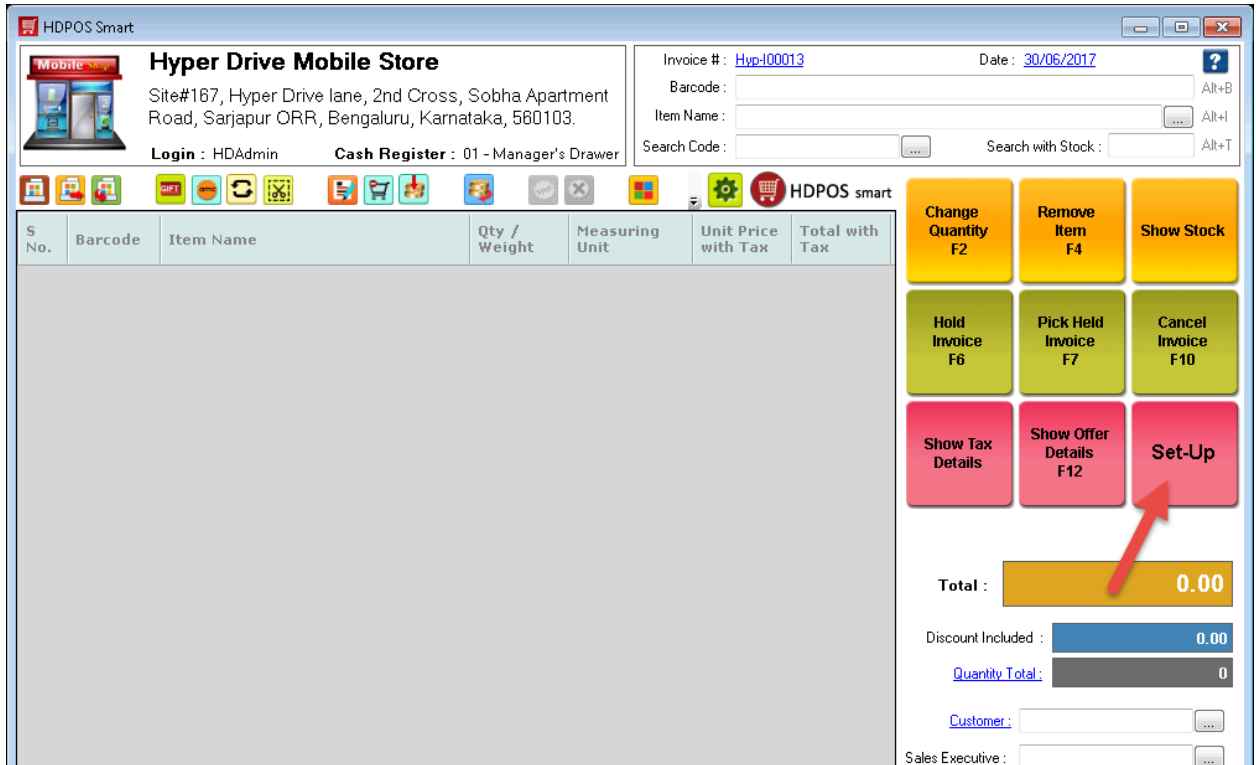
How to add item HSN/SAC code in HDPOSsmart?



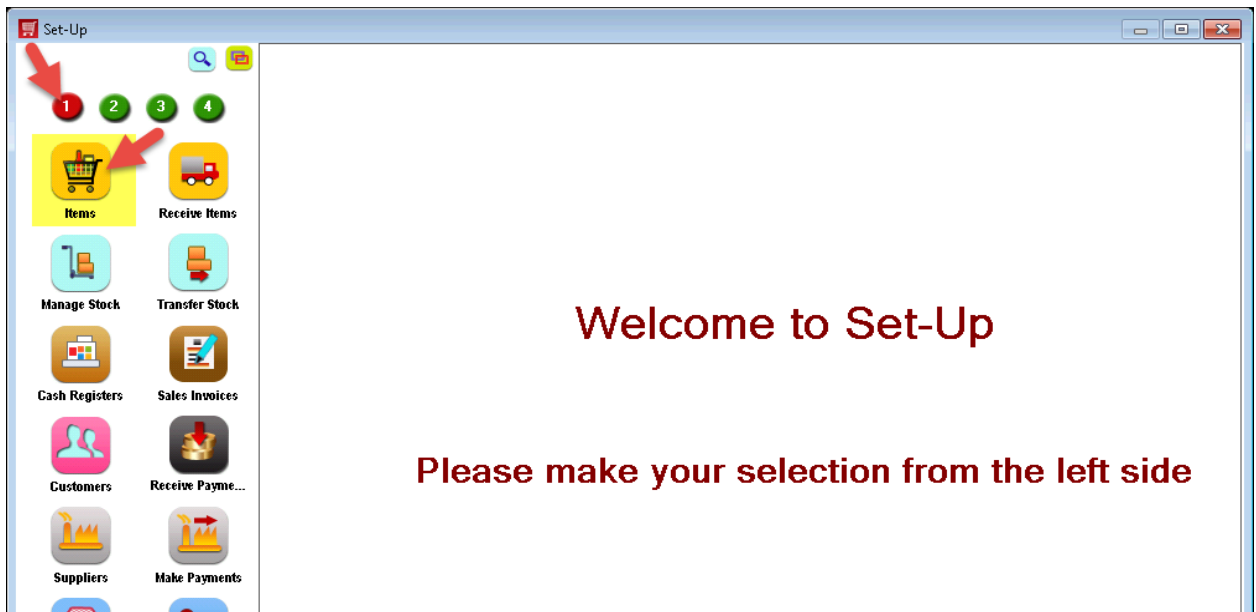
HDPOS smart Tutorials

Follow the steps below to add HSN/SAC code:

1. Run **HDPOS smart** and click on **Set-Up**.



2. From the **1st page of Set-Up** click on **Items**.

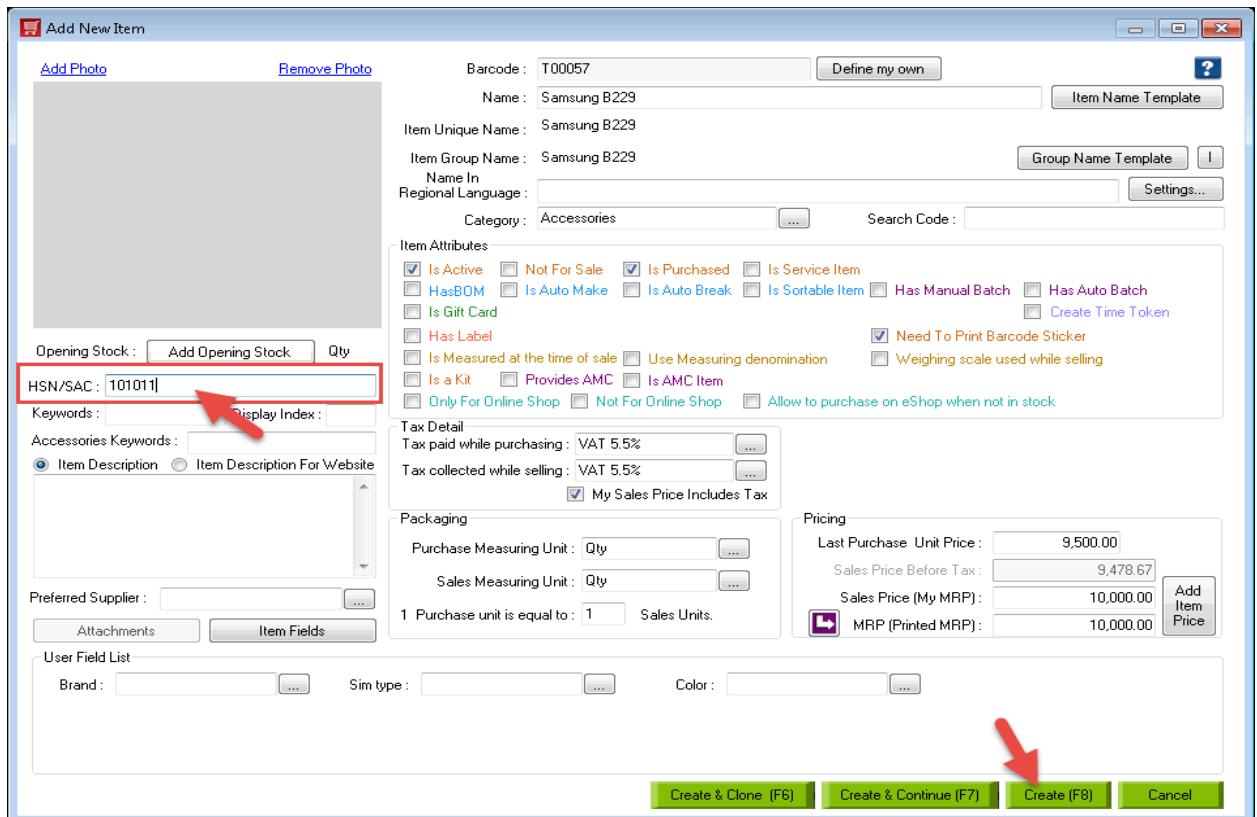




- From **Manage Items** screen, click on **Add Item**. To update the existing items with **HSN/SAC** code click on **Edit Item** tool strip button from Manage Items.



- In the **Add New Item** screen enter the HSN/SAC code in **HSN/SAC** filed as shown below.





- 5. The **HSN/SAC** code can be entered through excel sheet too.
- 6. From the **Manage item** screen click on **export item List to Excel**.

Item Name	Barcode	Search Code	MRP	Sales Price	Sa Me
Apple 16 GB iPad Mini Black	T00024		20,490.00	20,490.00	Qty
Apple iPad Air 2 White	T00023		52,900.00	52,900.00	Qty
Apple iPad Air 2 Wi-Fi Gold-Platinum	T00025		42,900.00	42,900.00	Qty
Apple iPhone 4S (8 GB) White	T00008		17,000.00	17,000.00	Qty
Apple iPhone 5c White	T00007		21,499.00	21,499.00	Qty
Apple iPhone 6 Black	T00006		35,899.00	35,899.00	Qty
Apple iPhone 6s Gold-Platinum	T00005		46,499.00	46,499.00	Qty
Back Cover for Apple iPhone 5S White	T00028		400.00	400.00	Qty
Gift Card 1000	T00056		1,000.00	1,000.00	Qty
Gift Card 2000	T00055		2,000.00	2,000.00	Qty
Gift Card 500	T00054		500.00	500.00	Qty
How to Chill Like A Cat Case Blue	T00046		1,185.00	1,185.00	Qty
iPro IP 43 Powerbank 20800mAh Grey	T00029		1,749.00	1,749.00	Qty
iPro IP1042					

- 7. **Save As** screen will pop-up. Save the file in the preferred location. Click on **Save**.

File name: **Item List.xlsx**

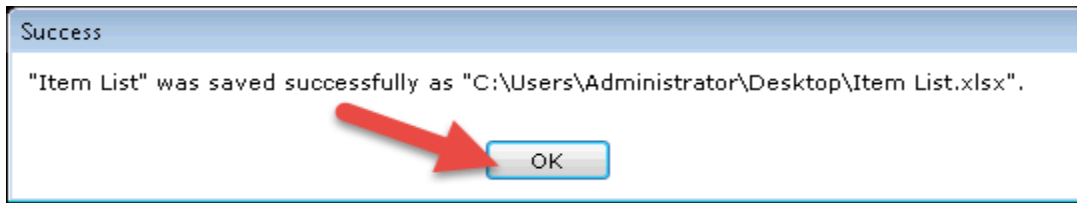
Save as type: **Excel Workbook(*.xlsx)**

Save Cancel





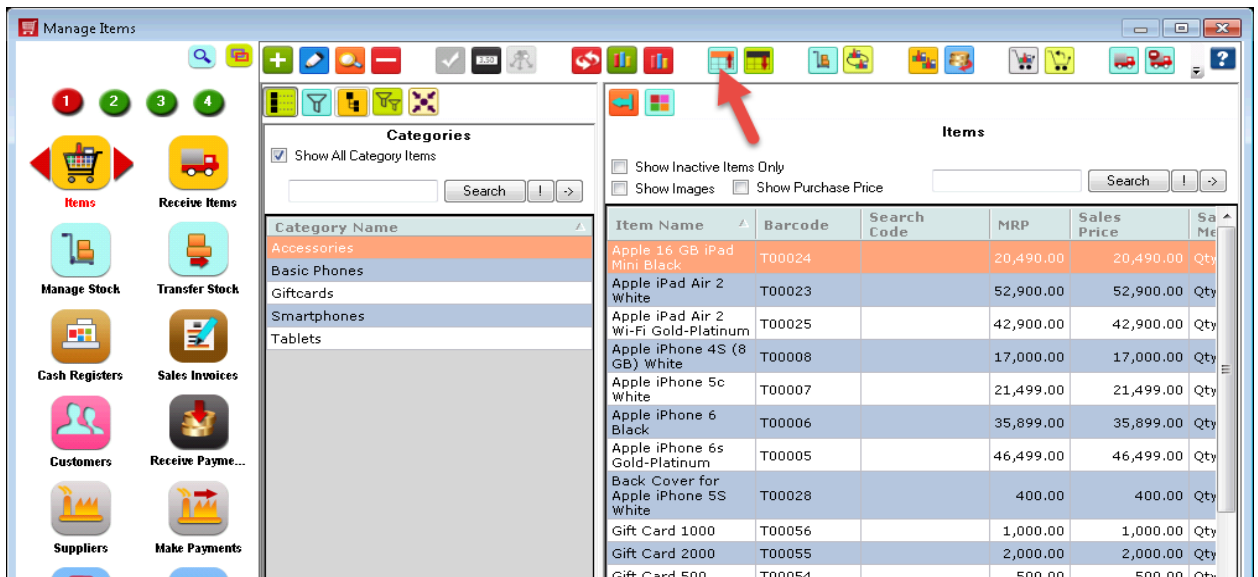
8. Success screen will pop-up if the file is successfully saved in the desired path. Click on **OK**.



9. Enter the **HSN** code for the items/products in HSN column in Excel sheet and click on **Save**.

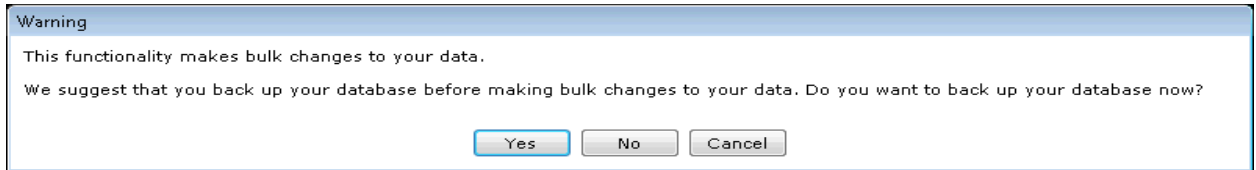
	A	B	C	D	E	F	G	H	I	J	K	L	M	N	O	P	Q	R	S	T	U	
	CATEG	BARCODE	ITEMNAM	UFBRANC	UFSIM	TY	UFCOLOF	SEARCH	NAMEINP	DESCRIP	CONVER	WEIGHIN	HSN	SALESPR	SALESTA	SALESTA	SALESPR	MRP	SALESM	PURCHA	PURCHA	
1	Tablets	T00024	Apple 16 (Apple				Black		5 MP Prim		1	0	101011	19421.8	VAT 5.5%	5.5	20490	20490	Qty	14407.58	VAT 5.5%	5.5
2	Tablets	T00023	Apple iPai	Apple			White		9.7 inch Tc		1	0	101012	50142.18	VAT 5.5%	5.5	52900	52900	Qty	40521.33	VAT 5.5%	5.5
3	Tablets	T00025	Apple iPai	Apple			Gold-Platinum		iOS 88 MP1		1	0	101013	40663.51	VAT 5.5%	5.5	42900	42900	Qty	34218.01	VAT 5.5%	5.5
4	Smartpho	T00008	Apple iPh	Apple			Single SIn	White			1	0	101014	16113.74	VAT 5.5%	5.5	17000	17000	Qty	13270.14	VAT 5.5%	5.5
5	Smartpho	T00007	Apple iPh	Apple			Single SIn	White			1	0	101015	20378.2	VAT 5.5%	5.5	21499	21499	Qty	15308.06	VAT 5.5%	5.5
6	Smartpho	T00006	Apple iPh	Apple			Single SIn	Black			1	0	101016	34027.49	VAT 5.5%	5.5	35899	35899	Qty	29382.94	VAT 5.5%	5.5
7	Smartpho	T00005	Apple iPh	Apple			Single SIn	Gold-Platinum			1	0	101017	44074.88	VAT 5.5%	5.5	46499	46499	Qty	39810.43	VAT 5.5%	5.5
8	Accessori	T00028	Back Covi	Daily Objects			White				1	0	101018	379.15	VAT 5.5%	5.5	400	400	Qty	157.81	VAT 5.5%	5.5
9	Giftcards	T00056	Gift Card	1000							1	0	101019	1000			1000	1000	Qty	0		
10	Giftcards	T00055	Gift Card	2000							1	0	101020	2000			2000	2000	Qty	0		
11	Giftcards	T00054	Gift Card	500							1	0	101021	500			500	500	Qty	0		
12	Accessori	T00046	How to Ch	Daily Objects			Blue				1	0	101022	1123.22	VAT 5.5%	5.5	1185	1185	Qty	905.62	VAT 5.5%	5.5
13	Accessori	T00029	iPro IP 43	Ipro			Grey				1	0	101023	1657.82	VAT 5.5%	5.5	1749	1749	Qty	1326.9	VAT 5.5%	5.5
14	Accessori	T00045	iPro IP104	Ipro			White				1	0	101024	2653.08	VAT 5.5%	5.5	2799	2799	Qty	1848.18	VAT 5.5%	5.5
15	Accessori	T00044	JBL T200	JBL			Black				1	0	101025	1326.07	VAT 5.5%	5.5	1399	1399	Qty	947.79	VAT 5.5%	5.5
16	Accessori	T00037	JBL T200	JBL			Blue				1	0	101026	1326.07	VAT 5.5%	5.5	1399	1399	Qty	947.79	VAT 5.5%	5.5
17	Accessori	T00047	Leather Lc	Daily Objects			Red				1	0	101027	1123.22	VAT 5.5%	5.5	1185	1185	Qty	905.62	VAT 5.5%	5.5
18	Accessori	T00030	Mguru M2	Mguru			Black				1	0	101028	1373.46	VAT 5.5%	5.5	1449	1449	Qty	1137.34	VAT 5.5%	5.5
19	Accessori	T00048	Mguru Pov	Mguru			Grey				1	0	101029	662.56	VAT 5.5%	5.5	699	699	Qty	457.78	VAT 5.5%	5.5
20	Accessori	T00036	Motorola L	Motorola			Black				1	0	101030	567.77	VAT 5.5%	5.5	599	599	Qty	284.34	VAT 5.5%	5.5

10. In **HDPOS smart**, from the **Mange Items** screen Click on **Upload Items**.

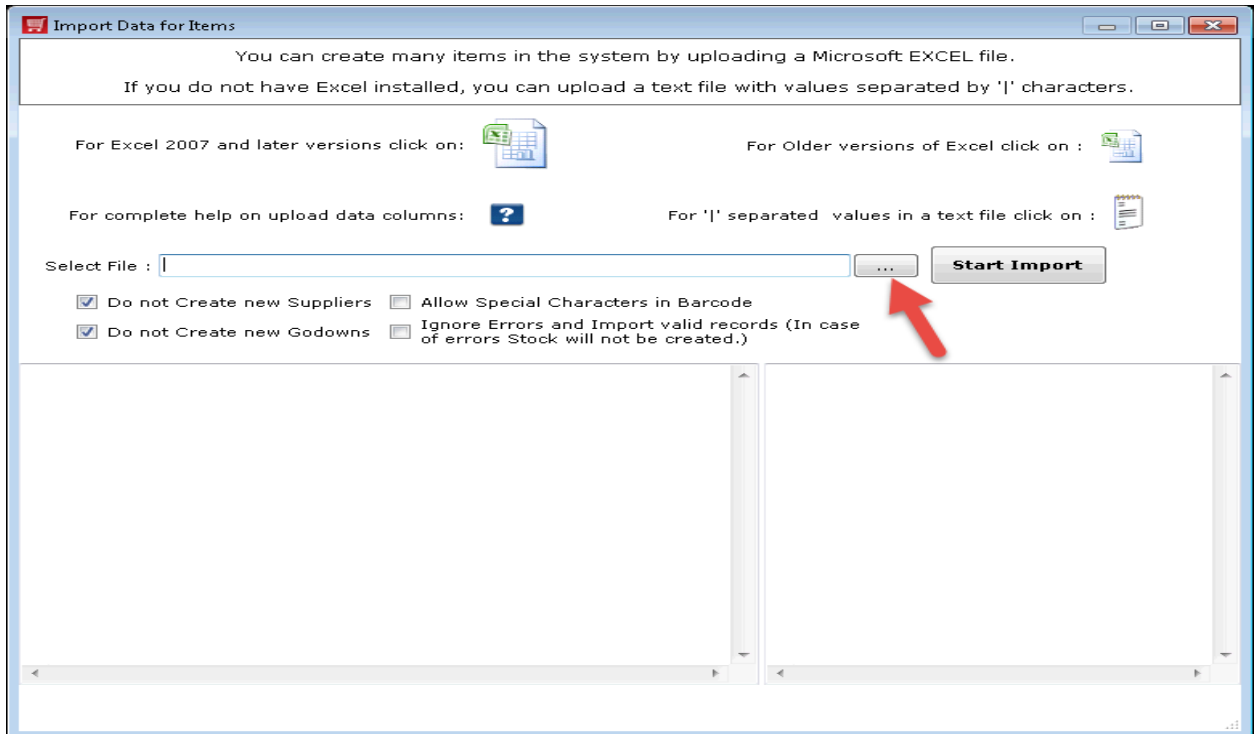




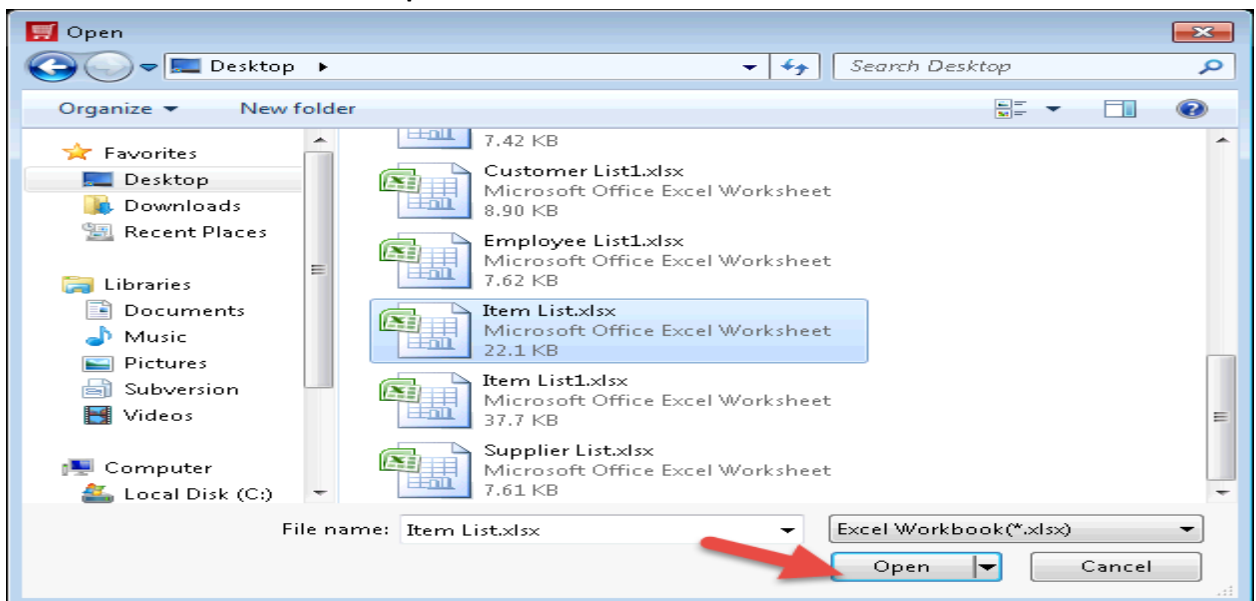
11. **Warning** screen will pop-up, asking if you want to back up your database.



12. **Import Data for Items** screen will display click on 3 dotted **...** button to select the file.

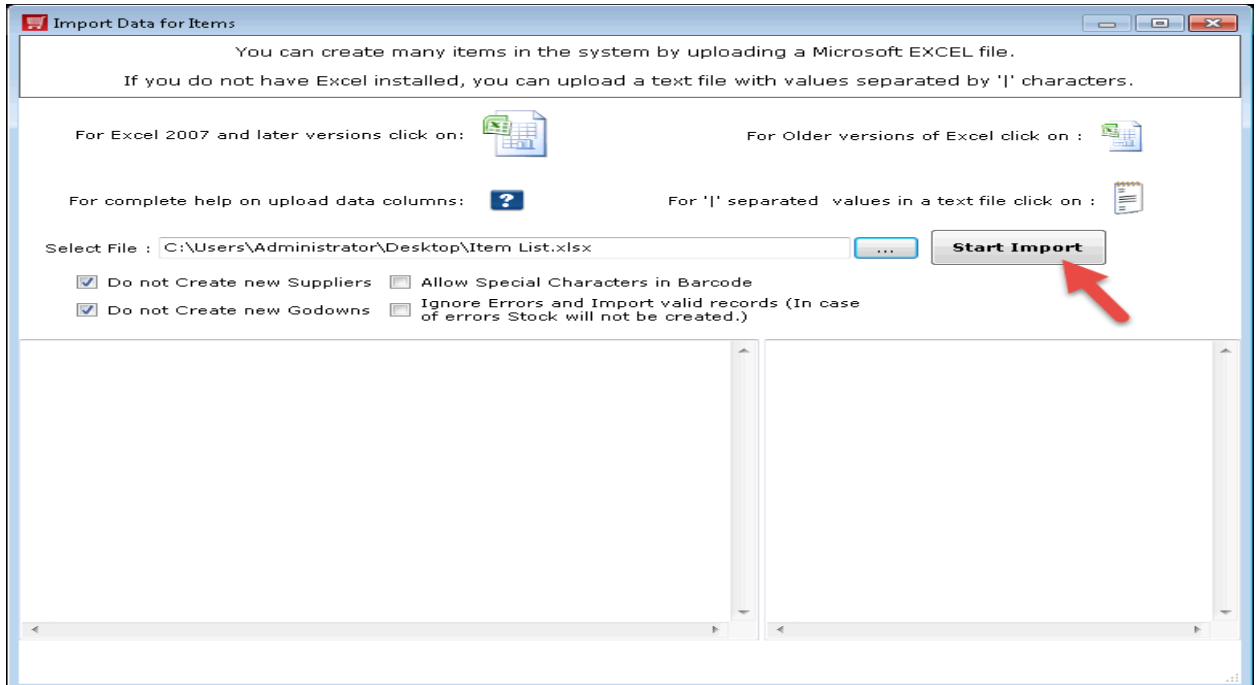


13. Select the excel file and click on **Open**

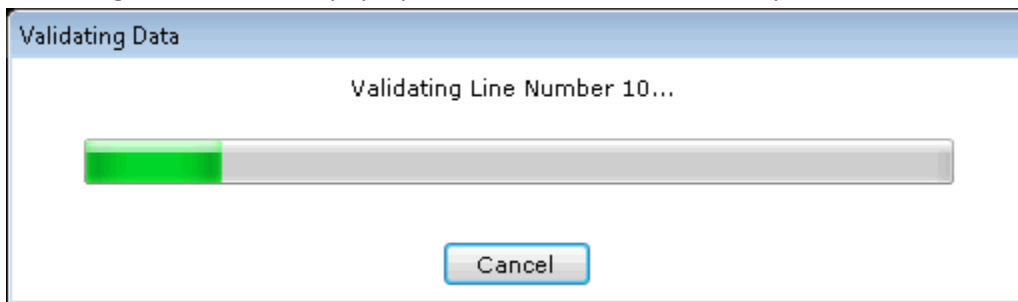




14. Click on **Start Import**.





15. **Validating Data** screen will pop-up. It will validate if there are any error in the excel sheet.








Import Data for Items

You can create many items in the system by uploading a Microsoft EXCEL file.
If you do not have Excel installed, you can upload a text file with values separated by '|' characters.

For Excel 2007 and later versions click on:  For Older versions of Excel click on: 

For complete help on upload data columns:  For '|' separated values in a text file click on: 

Select File : C:\Users\Administrator\Desktop\Item List.xlsx  **Start Import**

Do not Create n
 Do not Create n

Import
Import of "C:\Users\Administrator\Desktop\Item List.xlsx" is completed successfully.
OK

Line No: 38 Item: "Samsung G
Line No: 39 Item: "Samsung G
Line No: 40 Item: "Samsung G
Line No: 41 Item: "Samsung Galaxy S7 Edge Gold-Platinum" updated successfully. Ignoring \\
Line No: 42 Item: "Samsung Galaxy S7 Gold-Platinum" updated successfully. Ignoring value i
Line No: 43 Item: "Samsung Galaxy Tab A T355 Black" updated successfully. Ignoring value
Line No: 44 Item: "Samsung Galaxy Tab A T355 White" updated successfully. Ignoring value
Line No: 45 Item: "Samsung Guru E1200 Blue" updated successfully. Ignoring value in Purch
Line No: 46 Item: "Samsung Guru E1200 White" updated successfully. Ignoring value in Purc
Line No: 47 Item: "Samsung Guru Music 2 Black" updated successfully. Ignoring value in Pui
Line No: 48 Item: "Samsung Guru Music 2 Blue" updated successfully. Ignoring value in Purc
Line No: 49 Item: "Samsung Guru Music 2 White" updated successfully. Ignoring value in Pu
Line No: 50 Item: "SanDisk Basic 8 GB Memory Card Black" updated successfully. Ignoring
Line No: 51 Item: "SanDisk Ultra 8 GB MicroSDHC Memory Card Red" updated successfully
Line No: 52 Item: "Sony MDR-XB450AP Wired Headphones Black" updated successfully. Ig
Line No: 53 Item: "Sony MDR-XB450AP Wired Headphones Blue" updated successfully. Ign
Line No: 54 Item: "Sony MDR-XB450AP Wired Headphones Red" updated successfully. Ign
Line No: 55 Item: "Sony NWZ-WH303 Black" updated successfully. Ignoring value in Purche
Line No: 56 Item: "Transcend 32 GB Memory Card Black" updated successfully. Ignoring val

Import of "C:\Users\Administrator\Desktop\Item List.xlsx" is completed successfully.

16. After validating it will show the **Import** pop-up screen for the successful completion. Click on **OK**.

