How to create default India GST tax structure in HDPOS Smart?

According to the GST council, the tax structure for common-use goods are as under:

- No Tax:
- Tax Slab Of 5%
- Tax Slab Of 12%
- Tax Slab Of 18%
- Tax Slab Of 28%

In order to make this tax definition and collection easier for you, HDPOS smart have provided a mechanism which allows to you to create most commonly used tax structures in a single click. In this tutorial will explain you how to create default tax structure in HDPOS smart:

Note: You can create default tax structures only if you have activated Use India GST from general system settings. To activate the GST settings go to –> **Set-Up** -> **Settings** -> **select General** --> check **Use India GST**.

To create a default tax structure in HDPOS smart, follow the steps below:

1. Run HDPOS smart.

2. Click on Set-Up button from the main screen.



3. From the 4 st page of Set-Up, click on **Tax Structures**.

4. You will see the below information. Click Yes to enable Advance Tax Structure.

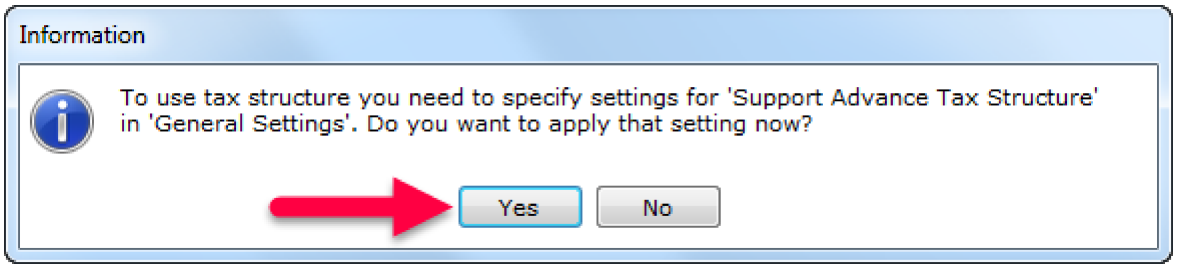

5. On the Tax Structure window, click on the **Create Default Tax Structure** toolscript button as displayed below.

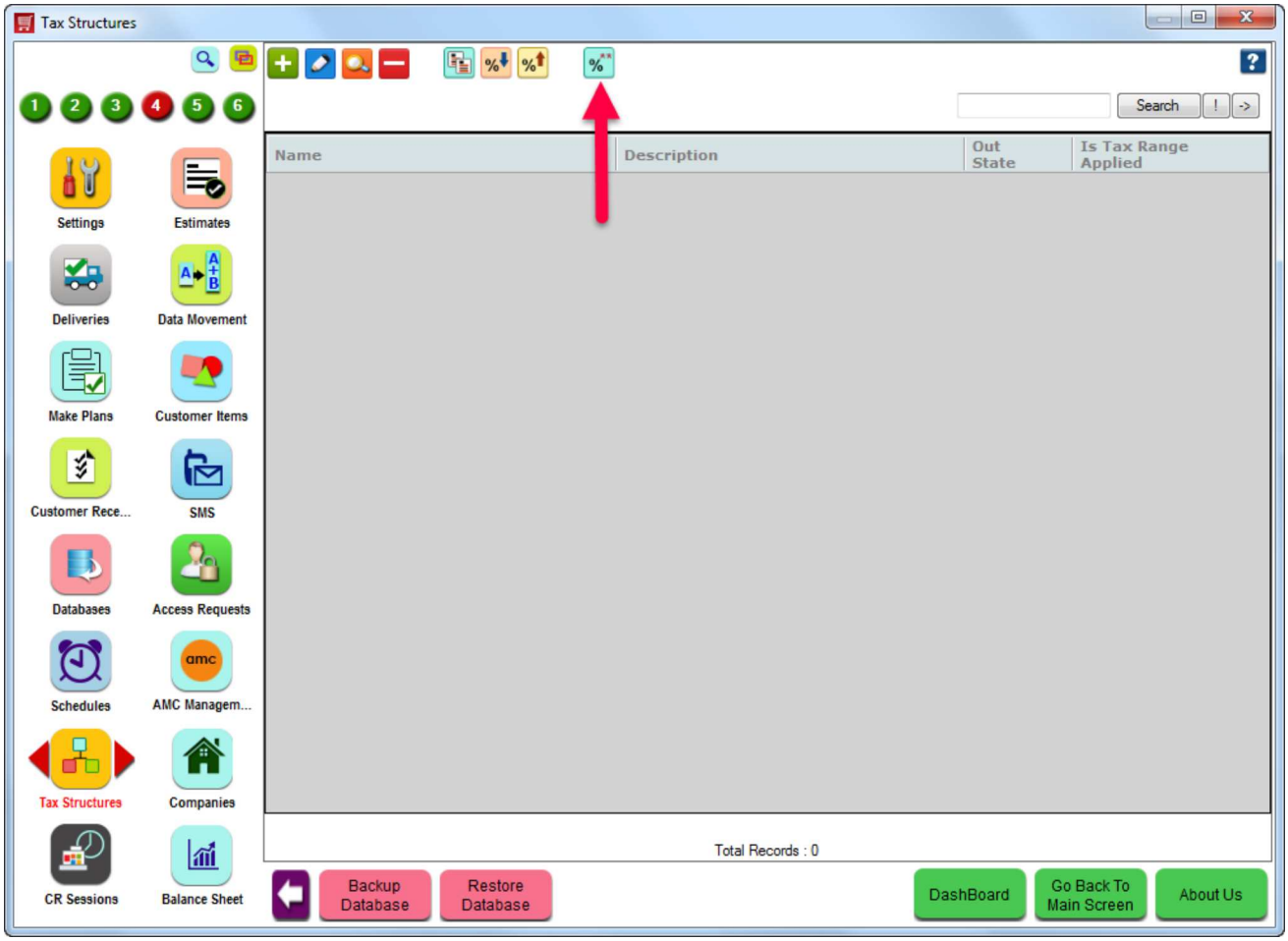

6.You will see the another Information window as shown below. Click on Yes to create default GST taxes.

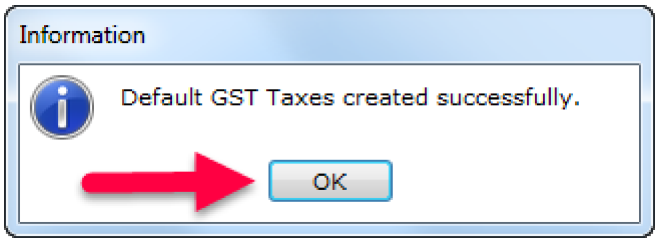

7. You will see all the default India GST tax structures create.

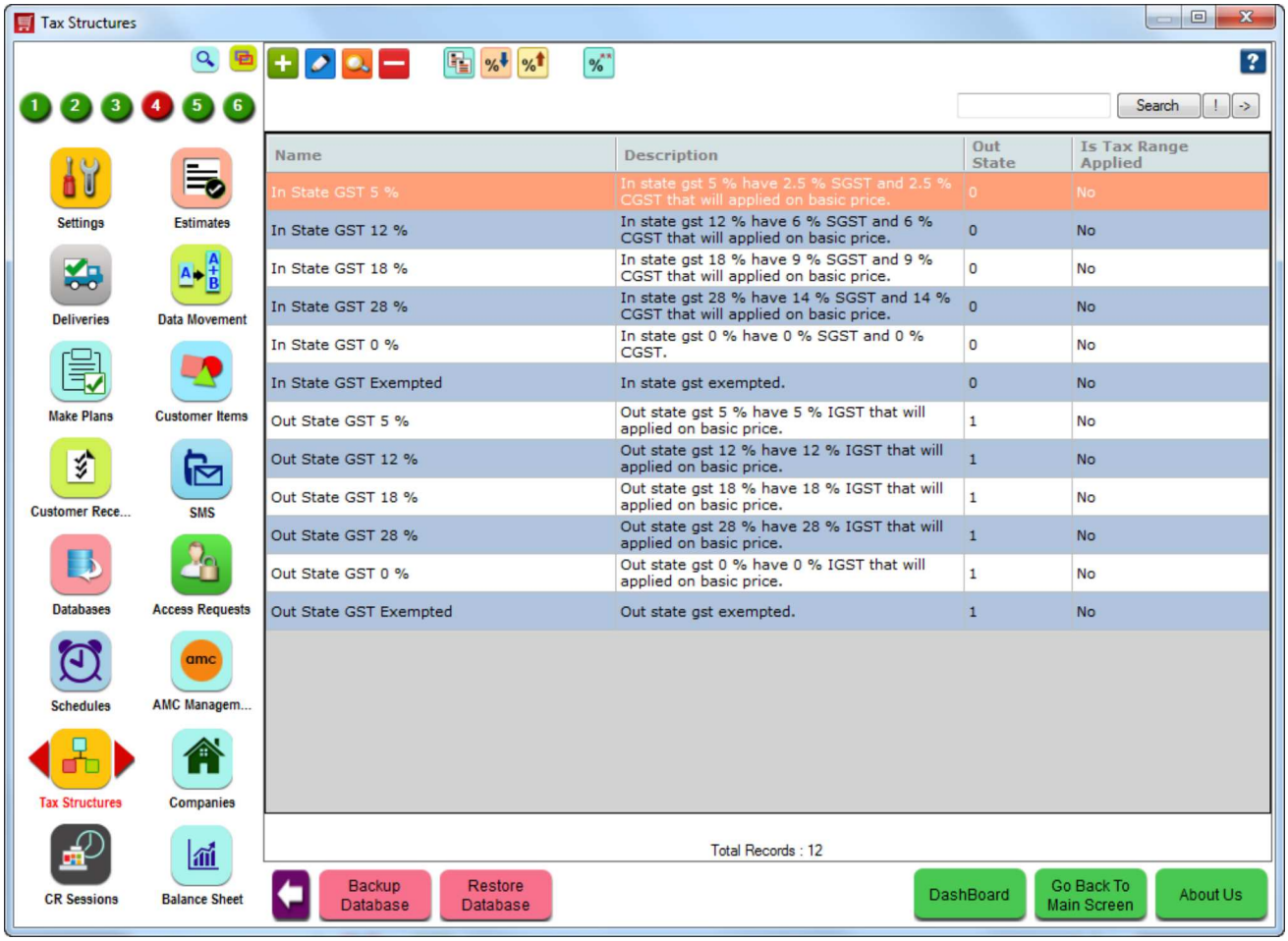

Note1: Follow the above steps (1 to 7) if you are starting with a blank database or if India GST taxes are not defined previously.

Note2: If you have defined any of the GST tax slabs, you can click Create Default Tax Structure to generate default tax structure.